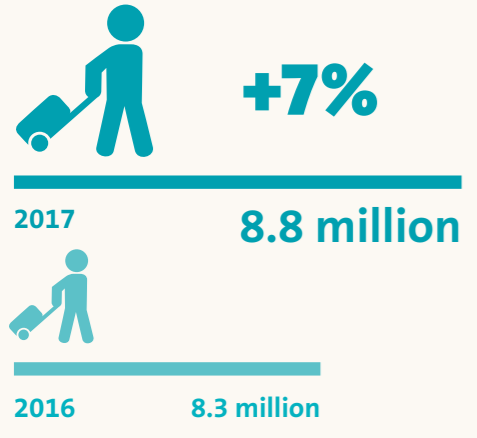


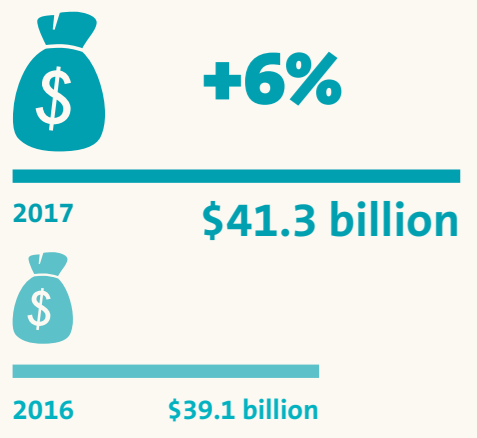
International Tourism Snapshot as at 31 December 2017

We welcomed 8.8 million international visitors as at year ending December 2017. These visitors injected \$41.3 billion into the Australian economy. Total international aviation capacity to Australia grew by 5 per cent.

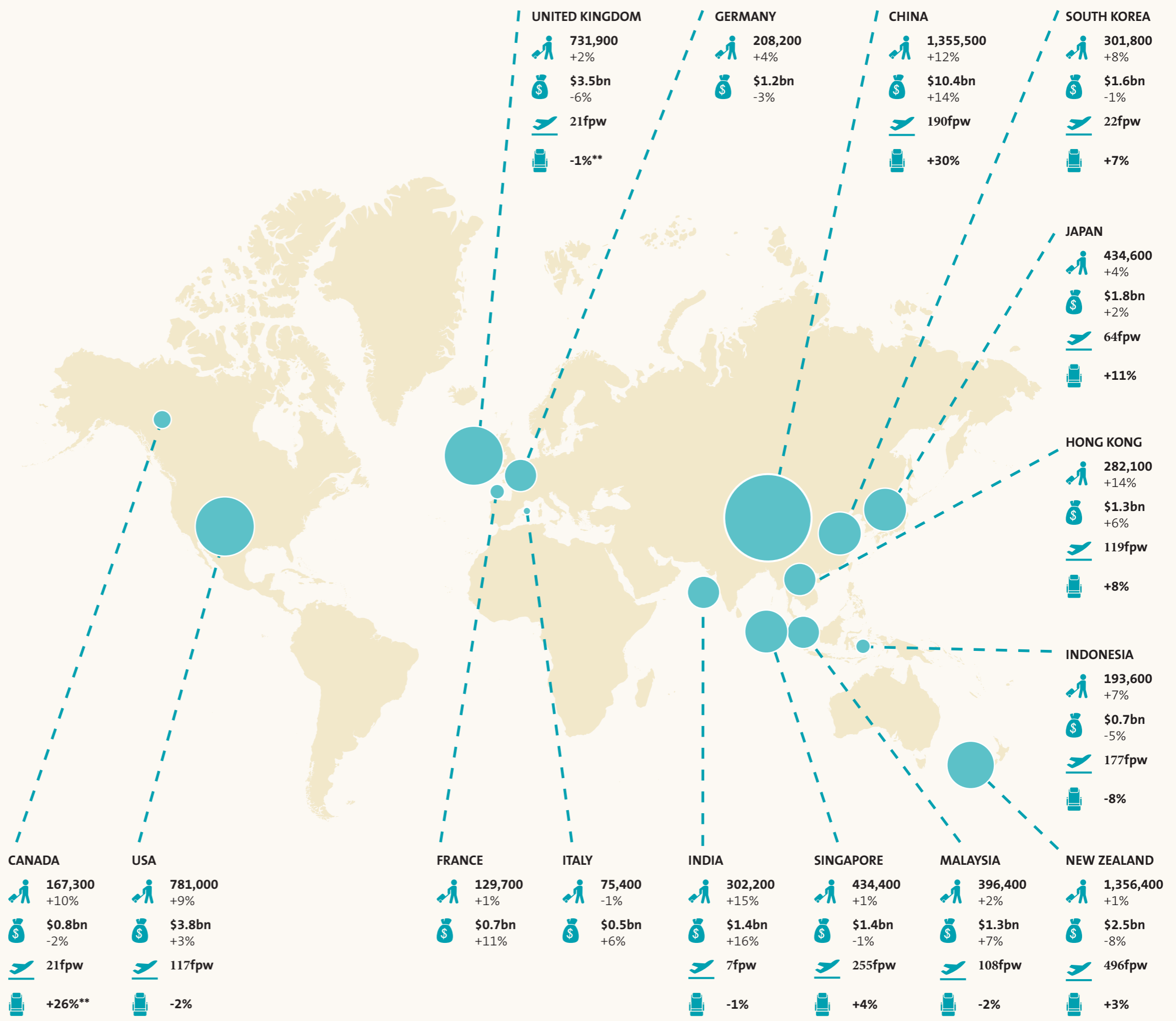
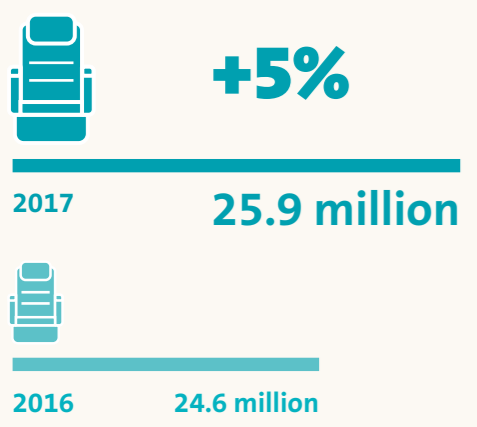
Total international arrivals to Australia



Total international visitor spend



Total international aviation capacity* (inbound seats)



Size of circle represents relative size of visitor spend in Australia as at YE December 2017

Visitor arrivals
 Visitor spend
 Flights per week (fpw)
 Inbound seats

Notes: Percentage figures are year on year change. bn = billion. fpw = flights per week (inbound). * Aviation data are for international scheduled direct flights to Australia with "same flight number" originating from respective source markets. ** Year on year change of number of seats.

Source: Australian Bureau of Statistics, Overseas Arrivals and Departures, December 2017. Tourism Research Australia, International Visitor Survey, December 2017. Department of Infrastructure and Regional Development, December 2017.