

CONSUMER PROFILE INDIA



SUMMARY

Traveller Profile

Motivations for travel

Indian travellers choose a destination based on world-class nature, family-friendly attractions, aquatic and coastal experiences and friendly citizens. A destination must also satisfy the rational factors of safety and security and value for money.

Where are they going?

The most visited destination for Indian travellers is the USA by a significant margin, followed by France, the UK, Hong Kong and Switzerland. Australia is sixth on the list in terms of trips taken in 2016, ahead of Macau and Germany.

Where do they want to go?

Australia makes it to the top of the consideration set for Indian travellers, in terms of both aspiration and intention to visit. Approximately one-third of Indian consumers intend to travel to Australia in the next two years.

Who do they travel with?

One-third of Indian consumers travel as a couple.

Perceptions of Australia

Australia is regarded as a destination offering beautiful beaches, modern cities with nightlife, and a multicultural society.

Australia is strongly associated with the importance factors which are most highly ranked among Indian travellers, with Australia being ranked in second position across many factors. Switzerland is the key competitor for Australia in terms of being perceived to deliver more strongly on these importance factors.

Traveller Behaviour

How do they prefer to travel?

- The number of destinations visited is higher than that of the average of international travellers, with four destinations typically being visited within an average trip length of nine nights.
- Preferred styles of travel include resort and beach holidays.
- Under half of trips are tour groups, with a shift towards semi-independent and fully-independent travel in recent years.

When do they travel?

March to July are the peak travel months for Indian consumers, with lead times typically falling between three to six months.

For travel specifically to Australia, May and December are the peak travel periods for Indian travellers.

How do they plan to travel?

For early planning and inspiration, Indian travellers are using a combination of online and offline sources, including talking to friends and family, searching the internet and visiting online flight and hotel booking sites.

How do they book travel?

When it comes to booking, the majority are doing so via a travel agent, either online, via telephone or in person. One-third prefer to book directly via an airline or accommodation provider's website.



TripAdvisor Facts

India is the eleventh largest international market viewing Australia on TripAdvisor, at 2.7% of all sessions. In 2015 this figure increased by 10.4% year-on-year. With India's position as the eleventh largest international market viewing Australia, this represents a relatively small percentage of all the international destinations they are searching.

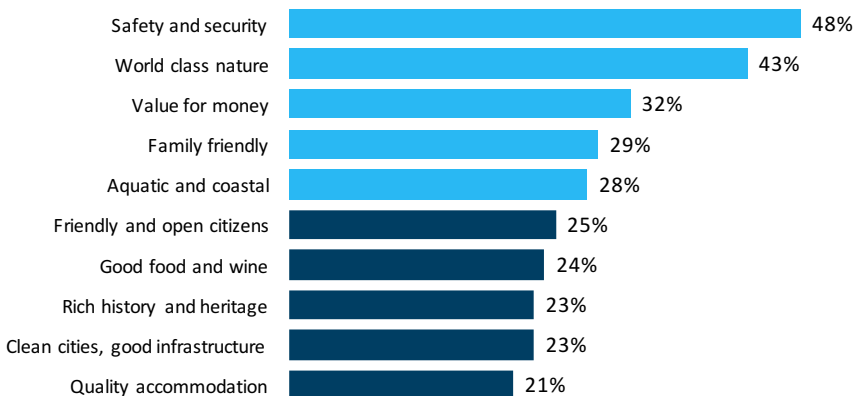
INDIAN TRAVELLER PROFILE



The information in this fact sheet comes from Tourism Australia's (TA) international consumer research study the 'Consumer Demand Project' (CDP). The CDP was set up in 2012 to look into how global consumers view Australia and what most motivates them to visit.

Insights from the CDP have been used extensively to inform and support development of TA's strategic direction, campaign development as well as to inform the tourism industry of potential opportunities to build the value of Australian tourism. The research is used to help shape the future marketing of Australia and identify opportunities to make the country's tourism offering more attractive to overseas visitors.

Most important factors when selecting a holiday destination



Read as: 48% of respondents rate 'safety and security' among the top five most important factors when choosing a holiday destination.

MARKET OVERVIEW

In 2016, India was Australia's ninth largest inbound market for visitor arrivals, 10th largest market for total visitor spend and fifth for visitor nights.



Holiday[§]
24%



Visiting friends
& relatives[§]
42%



Business[§]
13%



Education[§]
7%



\$1.2bn
Total spend²
(↑ 9 per cent)



61
nights
Average nights
stayed[°]



29
nights
Median nights
stayed[°]

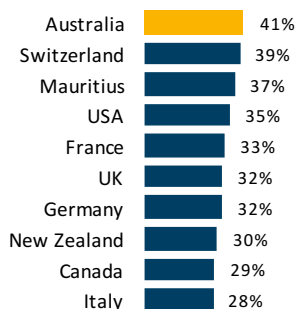
Notes: ^{*}Average nights: the sum of all nights divided by the sum of all visitors. ^{**}Median nights: represents the midpoint length of stay for which 50% of visitors stay less and 50% stay longer, removing the impact of very long stay visitors. [°]Data refers to an average of 2012-2016. [§]Refers to share of arrivals of respective purpose.
Sources: 1. Department of Immigration and Border Protection, December 2016. 2. Tourism Research Australia, International Visitor Survey, December 2016.

AUSTRALIA'S POSITION AND OPPORTUNITY

Purchase funnel

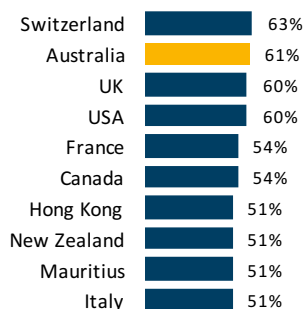
Aspiration

Which of the following destinations are you *considering travelling to* in the next 4 years?



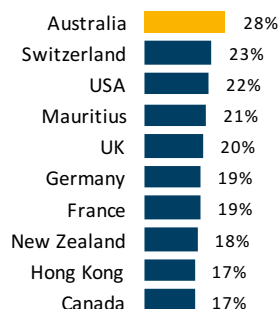
Awareness of holiday experiences

How aware would you say you are of the holiday experiences on offer in the following destinations?



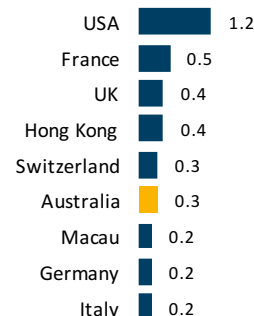
Intention

Which of the following destinations are you *actively planning to visit* for a holiday in the next 2 years?



Visitation

Millions of trips in 2016¹



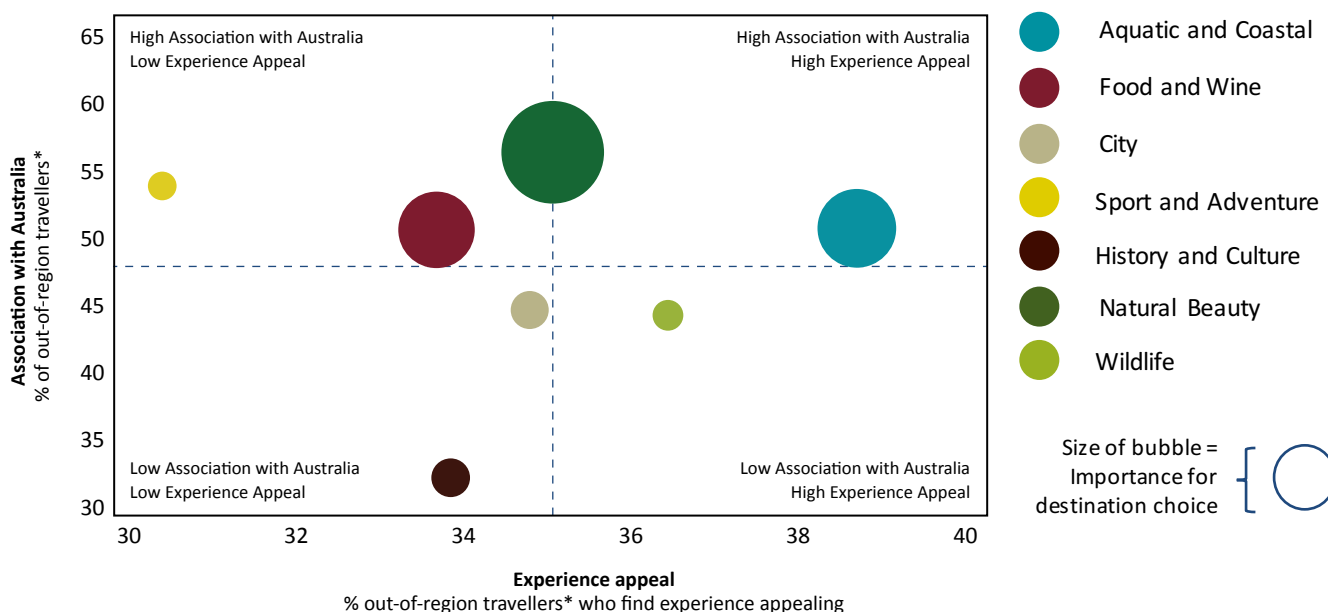
Read as: 41% of Indian consumers are considering travel to Australia in the next 4 years, while 28% are intending to visit in the next 2 years. Australia is ranked #6 for visitation against other out-of-region (OOR) destinations for Indian travellers.

Notes: *Hawaii is included in US for visitation figures as cannot be separated. Sources: 1. Tourism Economics, YE2016.

Opportunity matrix

The opportunity matrix is a comprehensive way to showcase the opportunity for Australian tourism through identifying the key thematic appeals and experience categories.

Among the Indian market, Australia performs strongest with respect to aquatic and coastal experiences. Aquatic and coastal experiences have a slightly stronger level of appeal and association with Australia (higher and to the right), while natural beauty experiences are considered most important (larger bubble). Food and wine experiences are also important among this market, but generate lower levels of association with Australia.



Read as: Food and wine experiences are important among the Indian market, and while there is a moderate level of tested appeal for Australia's food and wine experiences, the unprompted association with these types of experiences is weaker than average.

Notes: *Out-of-region travellers refers to consumers travelling outside their region of residence.

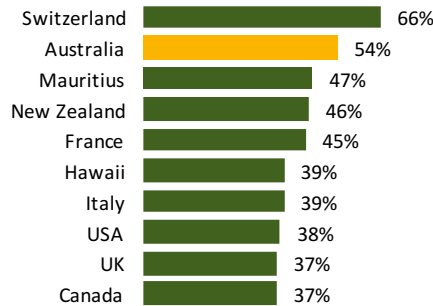
NATURE AND WILDLIFE

How does Australia rate?

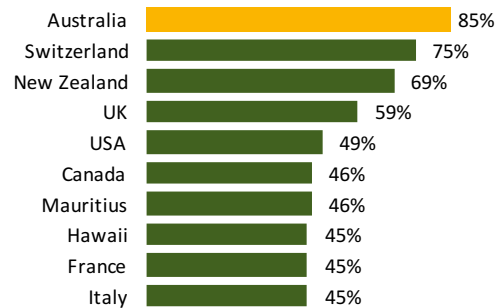
Respondents were asked to indicate which destinations they associated with the following factors. Each respondent was provided with a list in excess of 50 international destinations.

World class nature

Respondents who have not visited Australia



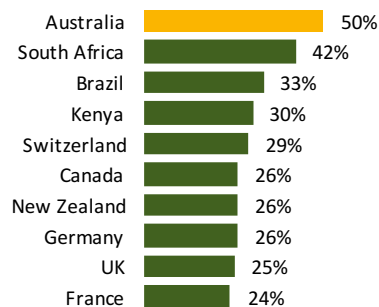
Respondents who have visited Australia



Read as: 54% of respondents who have not visited Australia associate Australia with 'world class nature.' This figure rises to 85% among those who have visited.

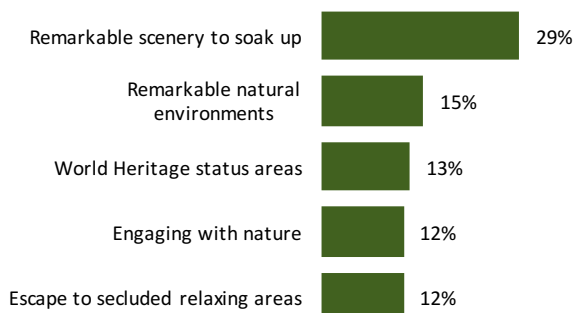
Unique and interesting wildlife

Respondents who have not visited Australia



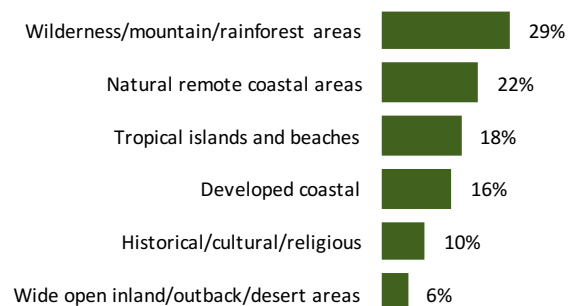
Read as: 50% of total respondents associate Australia with 'unique and interesting wildlife.'

Elements of 'world class nature'



Read as: 29% of respondents said that 'remarkable scenery to soak up' is a key element of 'world class nature'.

Most important types of 'world class nature'



Read as: 29% of respondents said 'wilderness/mountain/rainforest' environments are an important type of 'world class nature'.

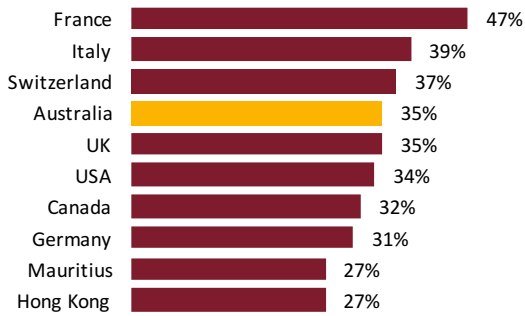
FOOD AND WINE

How does Australia rate?

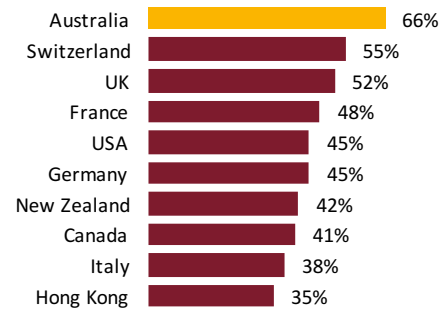
Respondents were asked to indicate which destinations they associated with the following factors. Each respondent was provided with a list in excess of 50 international destinations.

Good food and wine

Respondents who have not visited Australia



Respondents who have visited Australia



Read as: 35% of respondents who have not visited Australia associate Australia with 'good food and wine.' This figure rises to 66% among those who have visited.

Current associations with Australian food and wine



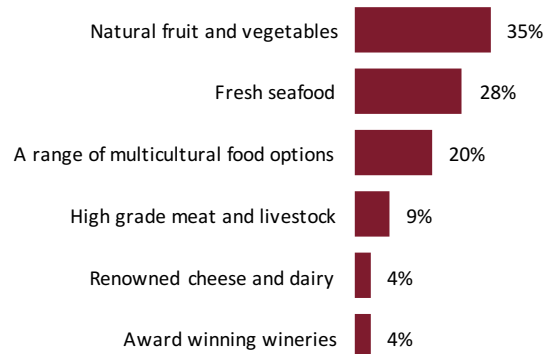
Read as: 37% of respondents associate Australian food and wine with 'spectacular outdoor dining'.

Elements of 'good food and wine'



Read as: 25% of respondents said 'a heritage of food and wine culture' is a key element of 'good food and wine.'

Important types of 'good food and wine'



Read as: 35% of respondents said 'natural fruit and vegetables' is an important type of 'good food and wine'.

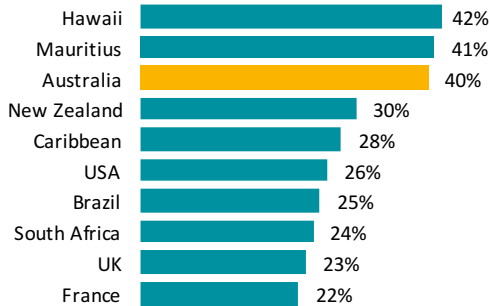
AQUATIC AND COASTAL

How does Australia rate?

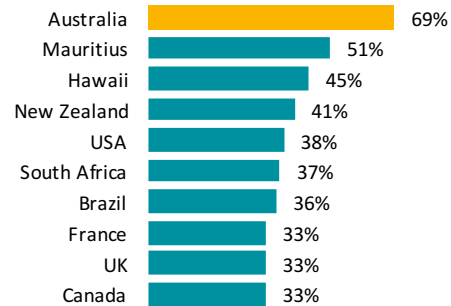
Respondents were asked to indicate which destinations they associated with the following factors. Each respondent was provided with a list in excess of 50 international destinations.

Aquatic and coastal

Respondents who have not visited Australia



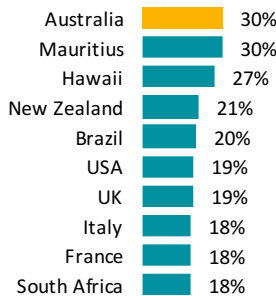
Respondents who have visited Australia



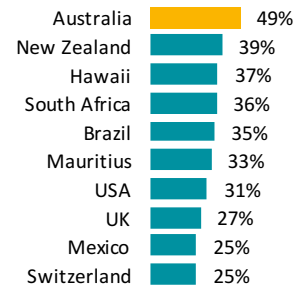
Read as: 40% of respondents who have not visited Australia associate Australia with 'aquatic and coastal' experiences. This figure rises to 69% among those who have visited.

Remote coastal, beach and aquatic locations

Respondents who have not visited Australia



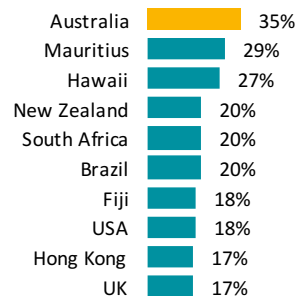
Respondents who have visited Australia



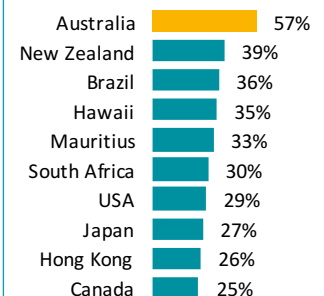
Read as: 49% of respondents that have visited Australia associate Australia with 'Remote coastal, beach and aquatic locations'.

Aquatic wildlife

Respondents who have not visited Australia



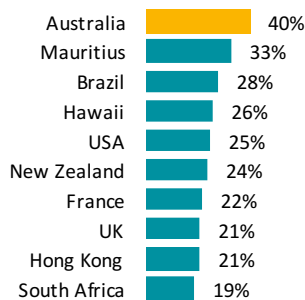
Respondents who have visited Australia



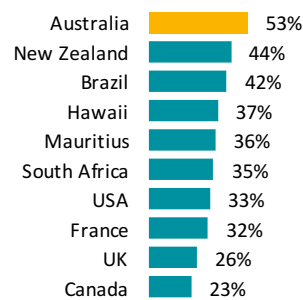
Read as: 57% of respondents that have visited Australia associate Australia with 'aquatic wildlife'.

Developed coastal and beach locations

Respondents who have not visited Australia



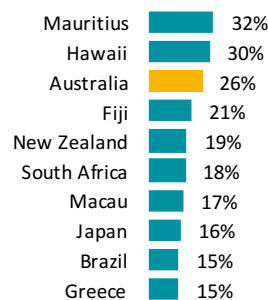
Respondents who have visited Australia



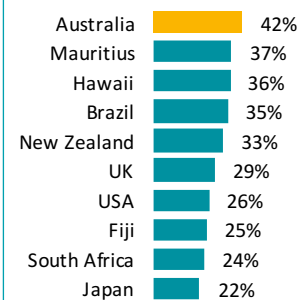
Read as: 53% of respondents that have visited Australia associate Australia with 'developed coastal and beach locations'.

Tropical islands and locations

Respondents who have not visited Australia



Respondents who have visited Australia

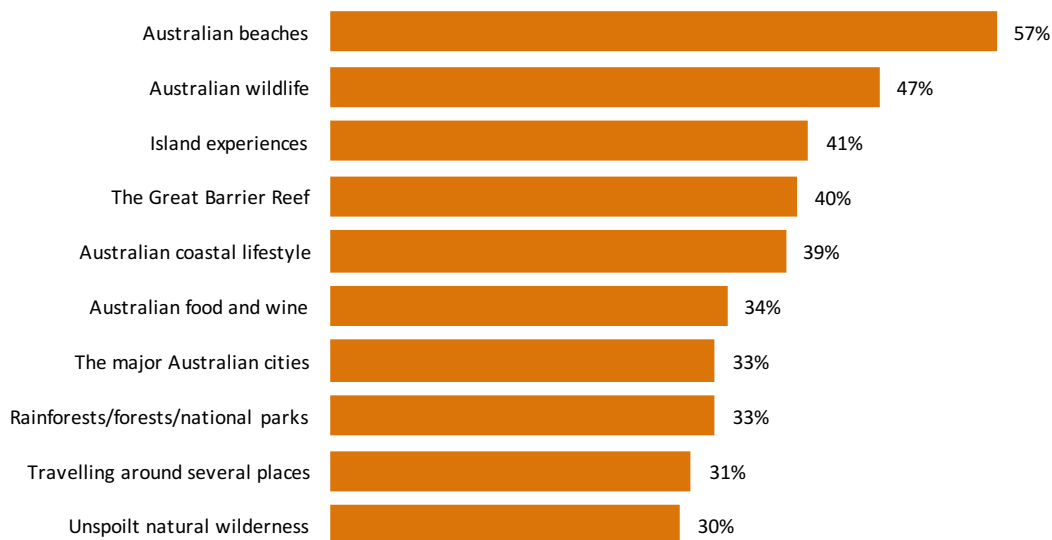


Read as: 42% of respondents that have visited Australia associate Australia with 'tropical islands and locations'.

ATTRACTIONS AND EVENTS

Attractions and events play a valuable role in attracting visitors to Australia in addition to encouraging visitors to disperse throughout the country and extend their stay.

Top 10 Australian attractions



Read as: 57% of respondents indicate 'Australian beaches' as an appealing Australian attraction.

Leisure events

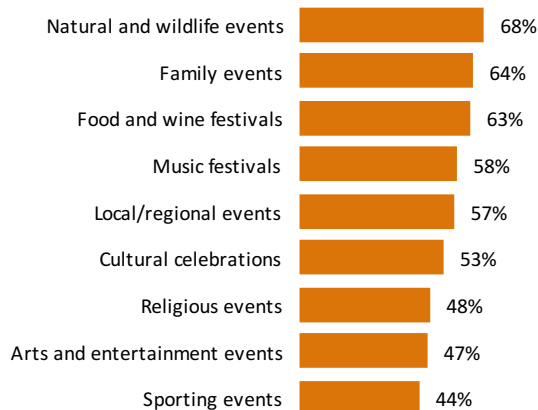
Respondents were asked to what extent they agreed with the following statement:

When travelling internationally I always look to time my trip and places visited with an event or festival of interest.



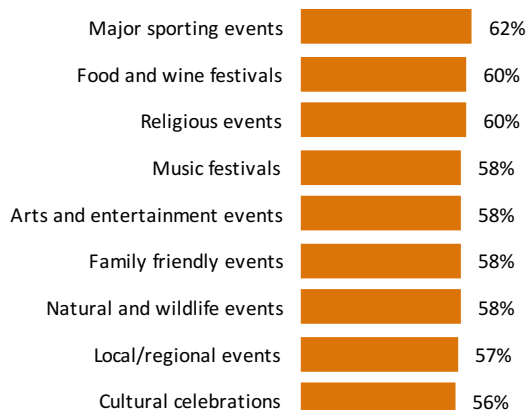
Read as: 68% of respondents indicate that they always look to time their trip and places visited with an event or festival of interest.

Most appealing events to attend overseas



Read as: 68% of respondents indicate 'natural and wildlife events' as appealing elements when travelling overseas.

Events with the greatest influence on destination choice

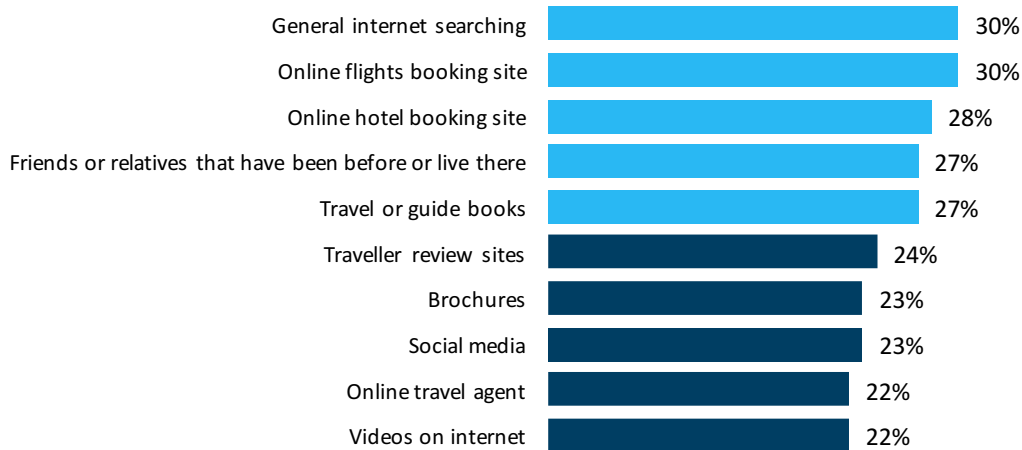


Read as: 62% of respondents indicate the influence of 'major sporting events' on destination choice.

PLANNING AND BOOKING INFORMATION SOURCES


The following charts highlight the information sources that Indian consumers use to plan and book their holidays.

Preferred sources for *early planning and holiday inspiration*



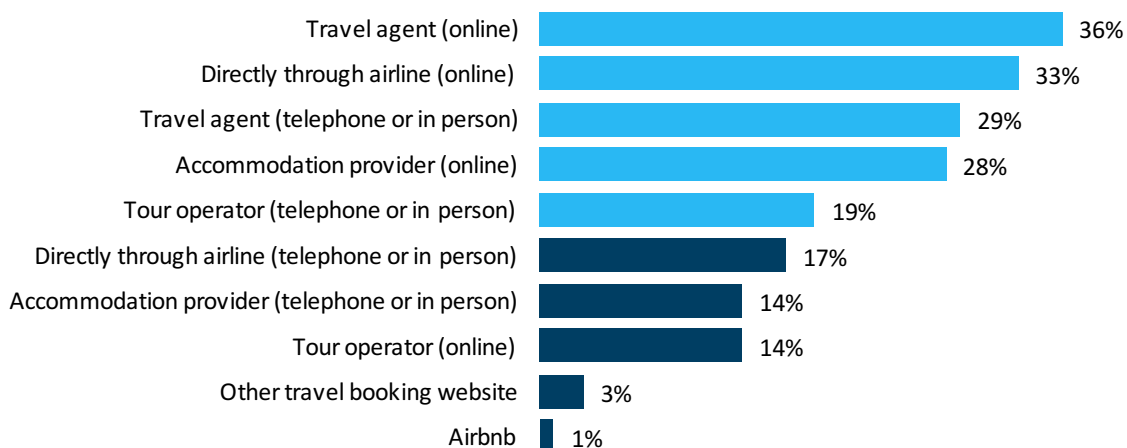
Read as: 30% of respondents indicate 'general internet searching' as a preferred source during the early stages of planning a holiday.

Preferred sources for *seeking information about a holiday destination*



Read as: 31% of respondents indicate 'general internet searching' as a preferred source for seeking information about a holiday destination.

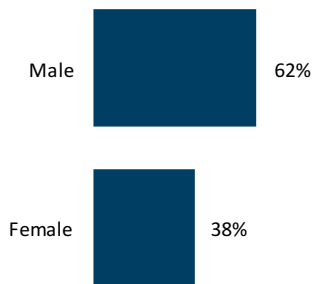
Preferred sources used to *book a holiday*



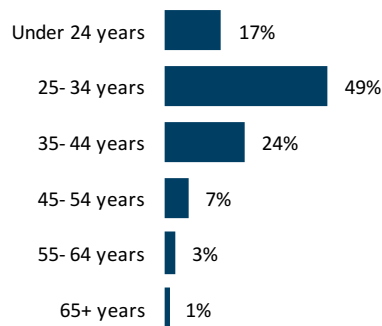
Read as: 36% of respondents indicate 'travel agent (online)' as a preferred source when booking a holiday.

RESPONDENT PROFILE

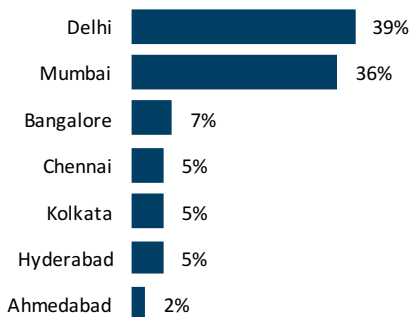
Gender



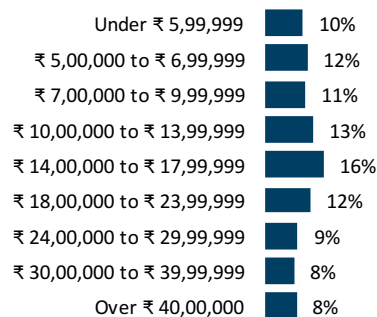
Age



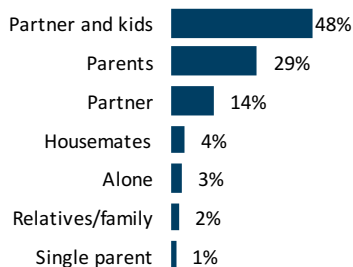
Place of residence



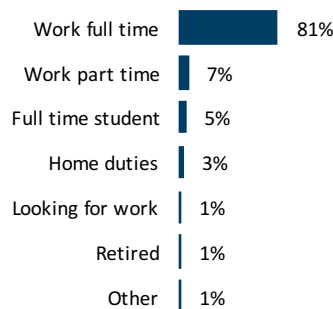
Income



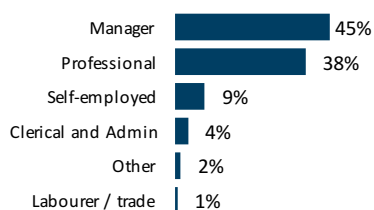
Living situation



Employment status



Occupations



ABOUT THE RESEARCH

The Consumer Demand Project (CDP) research is carried out by BDA Marketing Planning, a consultancy who specialise in international demand side strategy development and consumer research. It helps determine the strategic priorities to achieve the Tourism 2020 goal, by providing a comprehensive assessment of Australia's current destination appeal and the latent demand potential. The research is conducted annually across eleven of Australia's key tourism markets: China, Germany, India, Indonesia, Japan, Malaysia, New Zealand, Singapore, South Korea, UK and USA. In 2016, the following markets were integrated into the project: Hong Kong, Taiwan, Canada, Brazil, France and Italy. Over the last five years, Tourism Australia has spoken to over 90,000 international long-haul travellers via online research panels.

WANT TO KNOW MORE?

Fact sheets for seventeen of Australia's key tourism markets can be accessed at: <http://www.tourism.australia.com/statistics/consumer-demand-research.aspx>

For more information, please contact:

ask.us@tourism.australia.com
www.tourism.australia.com
@TourismAus