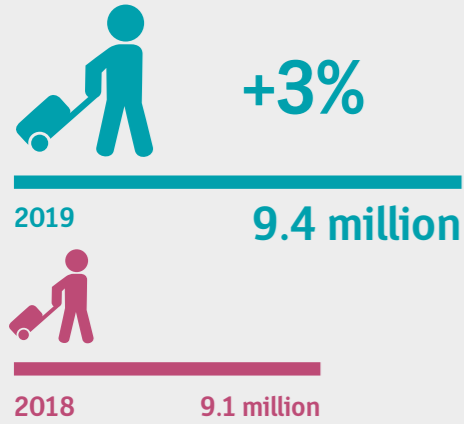


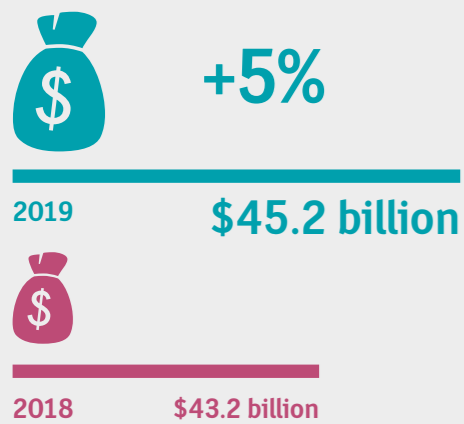
International Tourism Snapshot as at 30th September

We welcome 9.4 million international visitors as at year ending September 2019. These visitors injected \$45.2 billion into the Australian economy. Total international aviation capacity to Australia grew by 0.3 per cent.

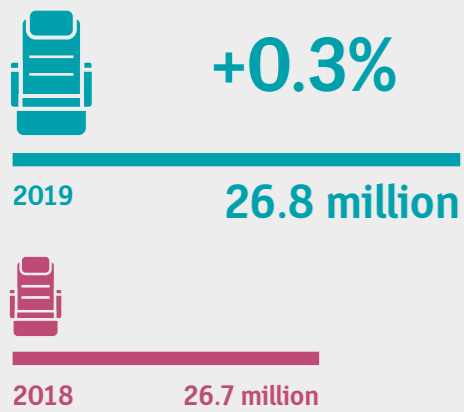
Total international arrivals to Australia



Total international visitor spend

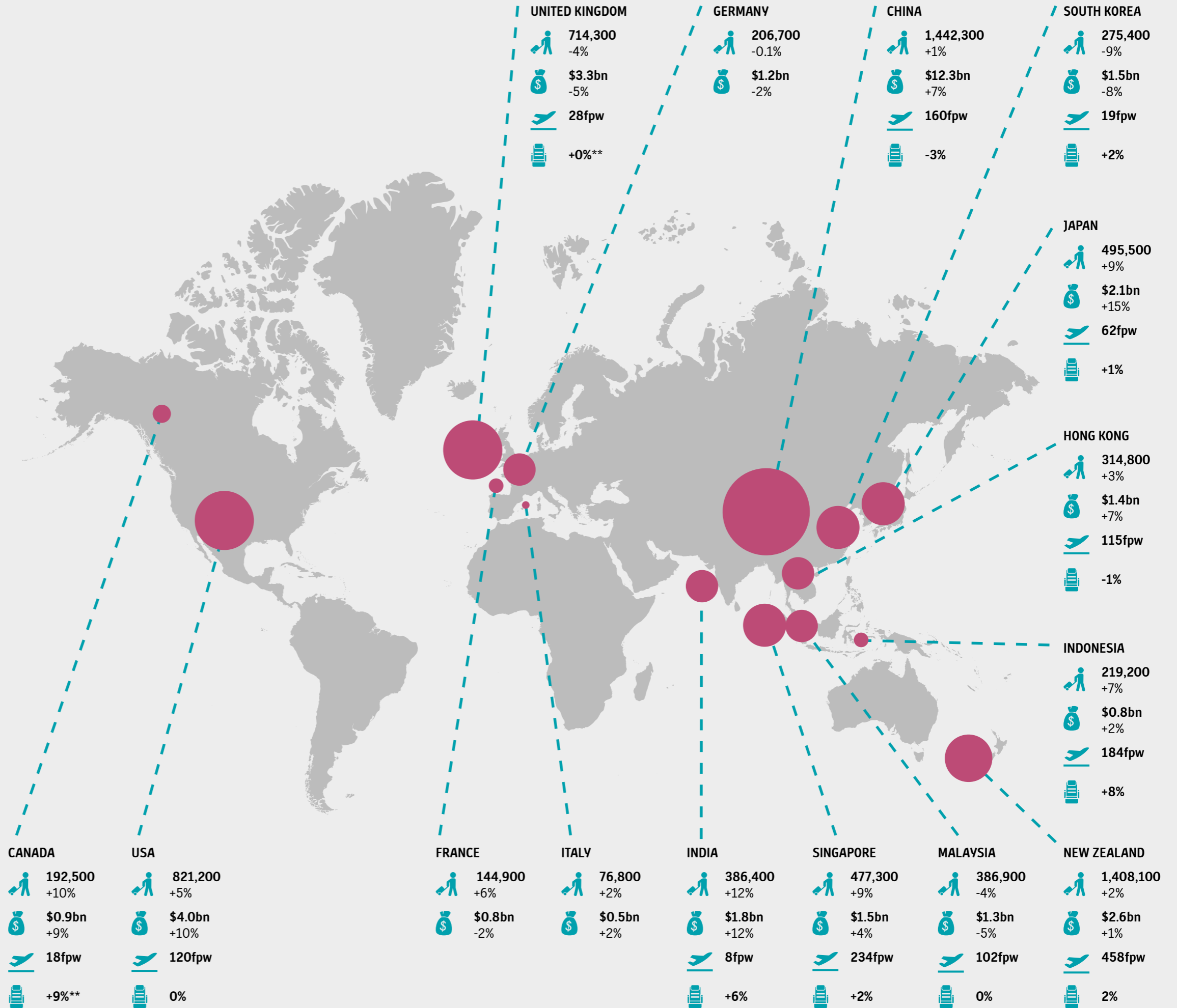


Total international aviation capacity* (inbound seats)



Size of circle represents relative size of visitor spend in Australia as at YE September 2019

Visitor arrivals
 Visitor spend
 Flights per week (fpw)
 Inbound seats



Notes: Percentage figures are year on year change. bn = billion. fpw = flights per week (inbound).
 * Aviation data are for international scheduled direct flights to Australia with "same flight number" originating from respective source markets. ** Year on year change of number of seats.

Source: Australian Bureau of Statistics, Overseas Arrivals and Departures, June 2019. Tourism Research Australia, International Visitor Survey, June 2019. Department of Infrastructure and Regional Development, June 2019.