

DOMESTIC TOURISM PERFORMANCE

TOURISM AUSTRALIA



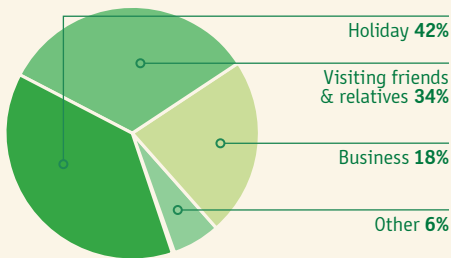
Overnight spend
\$45.7 BILLION

72.8 MILLION
Overnight trips

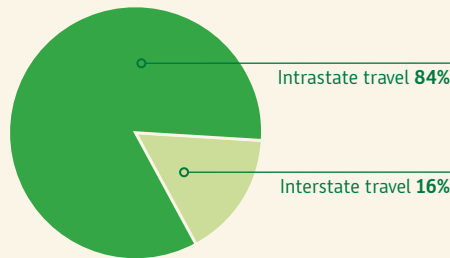
Day trips spend
\$16.7 BILLION

158.5 MILLION
Day trips

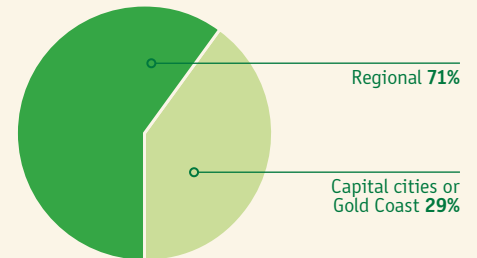
REASON FOR TRAVEL



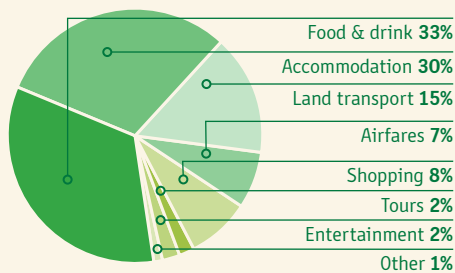
INTRASTATE V INTERSTATE TRAVEL



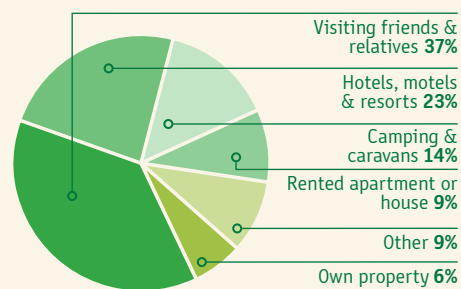
REGIONAL V CITIES



TRAVEL EXPENSES



ACCOMMODATION TYPES



TOP 10 OVERNIGHT DOMESTIC DESTINATIONS

| TOTAL | OVERNIGHT TRIPS | OVERNIGHT EXPENDITURE |
|---------------------------|-----------------|-----------------------|
| SYDNEY NSW | 4.9m | \$2.9bn |
| BRISBANE QLD | 4.6m | \$3.1bn |
| NORTH COAST NSW | 4.4m | \$3.9bn |
| SOUTH COAST NSW | 4.0m | \$2.5bn |
| HUNTER NSW | 3.4m | \$2.2bn |
| SUNSHINE COAST QLD | 3.1m | \$2.4bn |
| DESTINATION PERTH WA | 2.9m | \$1.7bn |
| AUSTRALIA'S SOUTH WEST WA | 2.9m | \$2.0bn |
| MELBOURNE VIC | 2.6m | \$1.6bn |
| GOLD COAST QLD | 2.4m | \$2.2bn |