

DOMESTIC TOURISM PERFORMANCE



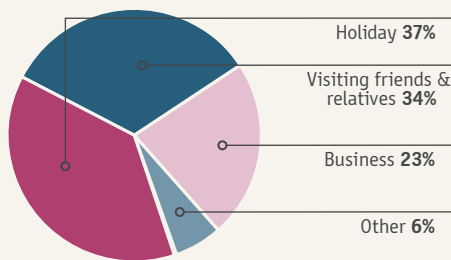
Overnight spend
\$63 BILLION

92.0 MILLION
Overnight trips

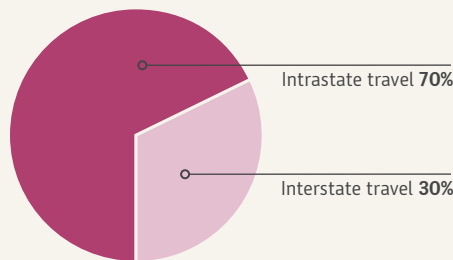
Day trips spend
\$22.3 BILLION

206.5 MILLION
Day trips

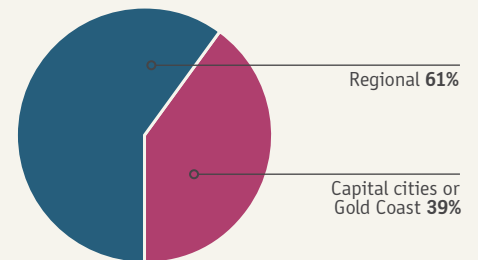
REASON FOR TRAVEL



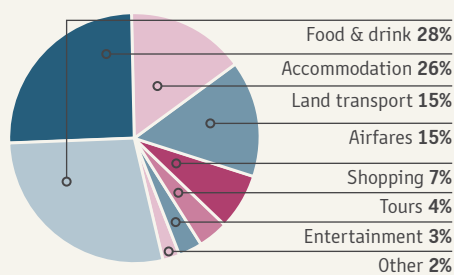
INTRASTATE V INTERSTATE TRAVEL



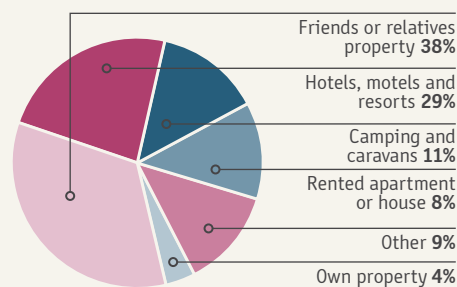
REGIONAL V CITIES



TRAVEL EXPENSES



ACCOMMODATION TYPES



TOP 10 OVERNIGHT DOMESTIC DESTINATIONS

TOTAL	OVERNIGHT TRIPS	OVERNIGHT EXPENDITURE
SYDNEY NSW	9.6m	\$6.8bn
MELBOURNE VIC	8.4m	\$7.2bn
BRISBANE QLD	6.4m	\$4.0bn
NORTH COAST NSW	5.1m	\$3.2bn
DESTINATION PERTH	4.0m	\$3.1bn
SOUTH COAST NSW	3.7m	\$1.7bn
HUNTER NSW	3.5m	\$1.6bn
SUNSHINE COAST QLD	3.2m	\$2.2bn
GOLD COAST QLD	3.1m	\$2.8bn
ADELAIDE SA	2.6m	\$2.2bn