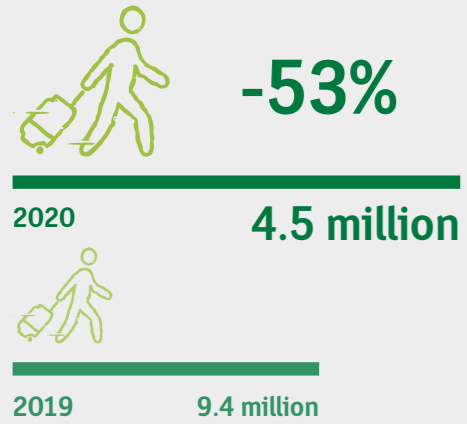


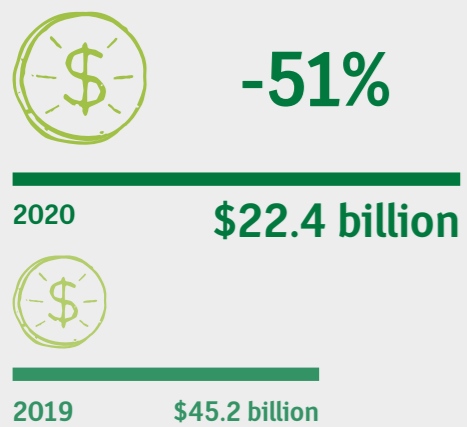
# INTERNATIONAL TOURISM SNAPSHOT AS AT 30TH SEPTEMBER 2020

We welcomed 4.47 million international visitors as at year ending September 2020. These visitors injected \$22.4 billion into the Australian economy. Total international capacity to Australia decreased by 49.1 per cent.

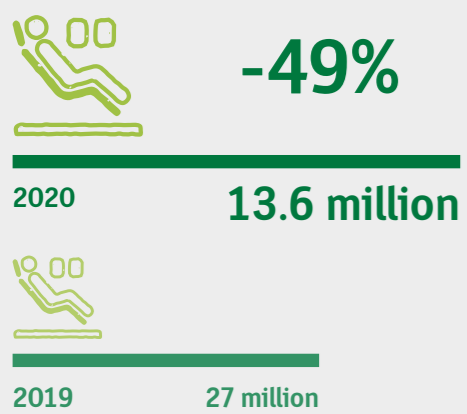
## Total international arrivals to Australia



## Total international visitor spend

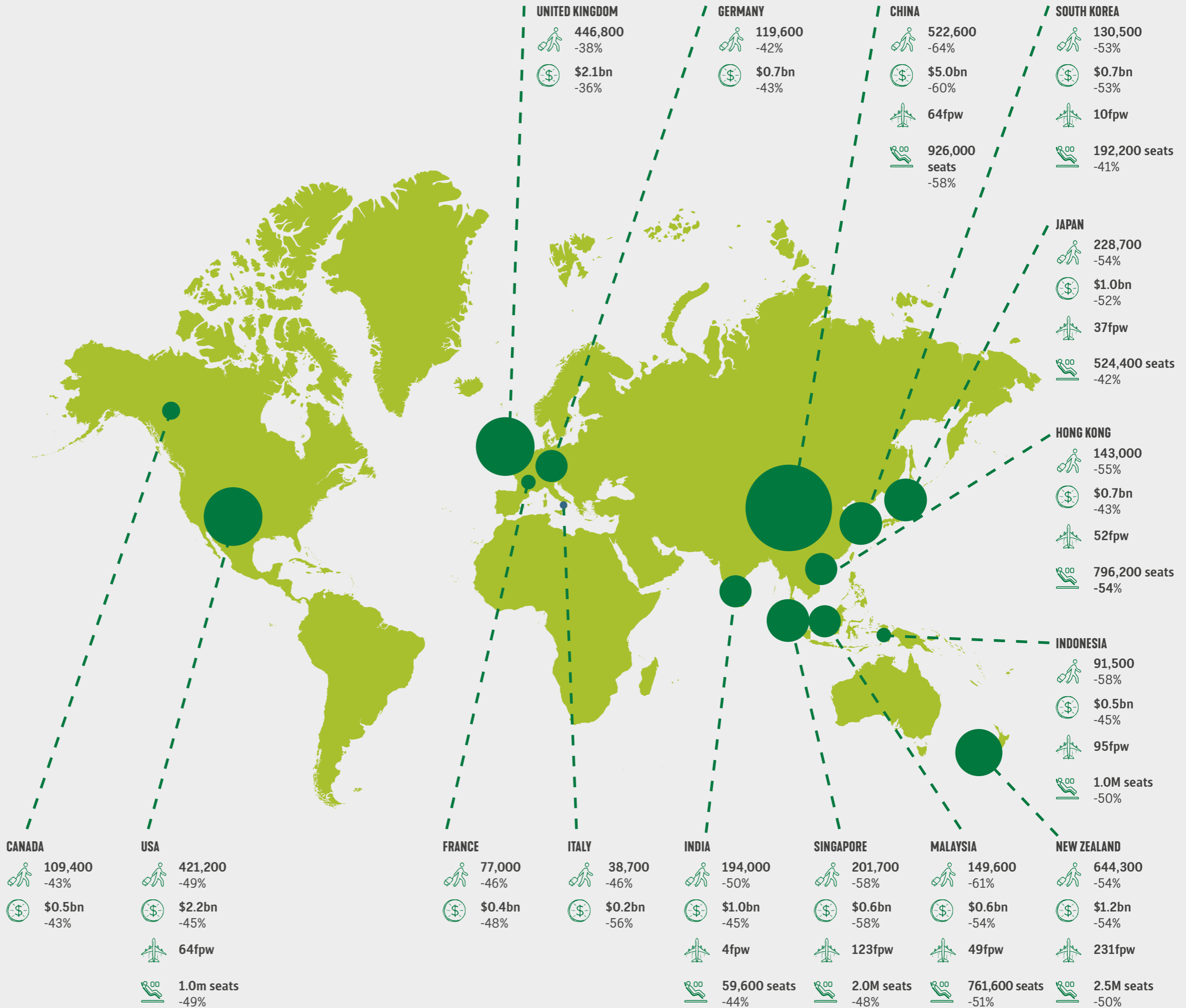


## Total international aviation capacity\* (inbound seats)



Size of circle represents relative size of visitor spend in Australia as at YE September 2020

Visitor arrivals  
 Visitor spend  
 Flights per week (fpw)  
 Inbound seats



Notes: Percentage figures are year on year change. bn = billion. fpw = flights per week (inbound).  
 \* Aviation data are for international scheduled direct flights to Australia with "same flight number" originating from respective source markets. \*\* Year on year change of number of seats.

Source: Australian Bureau of Statistics, Overseas Arrivals and Departures, September 2020  
 Tourism Research Australia, International Visitors Survey, September 2020  
 Department of Infrastructure and Regional Development, September 2020