

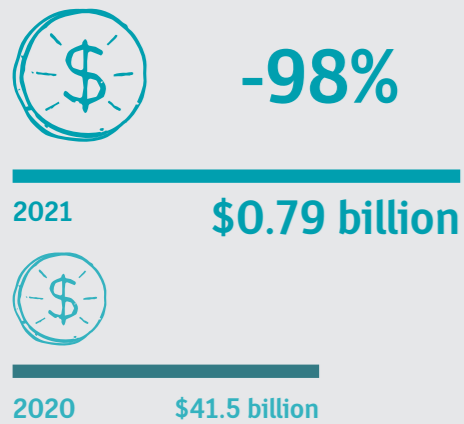
INTERNATIONAL TOURISM SNAPSHOT AS AT 31ST MARCH 2021

We welcomed 60 thousand international visitors as at year ending March 2021. These visitors injected \$0.79 billion into the Australian economy. Total international capacity to Australia decreased by 99 per cent.

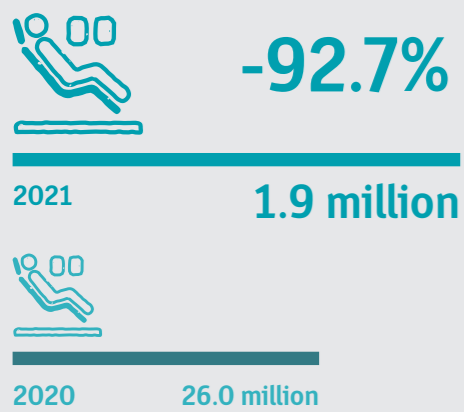
Total international arrivals to Australia



Total international visitor spend

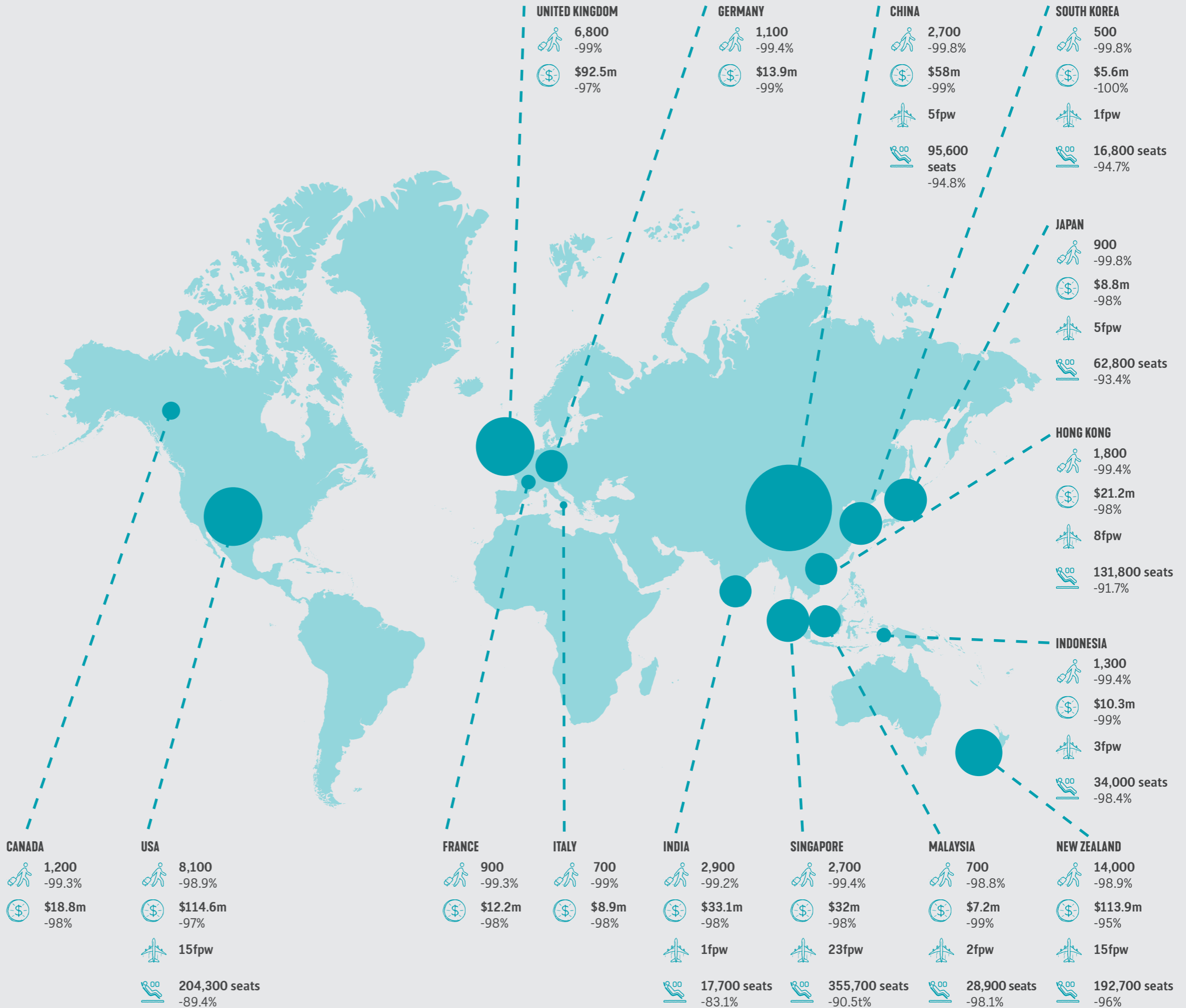


Total international aviation capacity* (inbound seats)



Size of circle represents relative size of visitor spend in Australia as at YE March 2021

Visitor arrivals
 Visitor spend
 Flights per week (fpw)
 Inbound seats



Notes: Percentage figures are year on year change. bn = billion. m = million. fpw = flights per week (inbound). * Aviation data are for international scheduled direct flights to Australia with "same flight number" originating from respective source markets. ** Year on year change of number of seats.

Source: Australian Bureau of Statistics, Overseas Arrivals and Departures, March 2021
 Tourism Research Australia, International Visitors Survey, March 2021
 Department of Infrastructure, Transport, Regional Development and Communications, March 2021